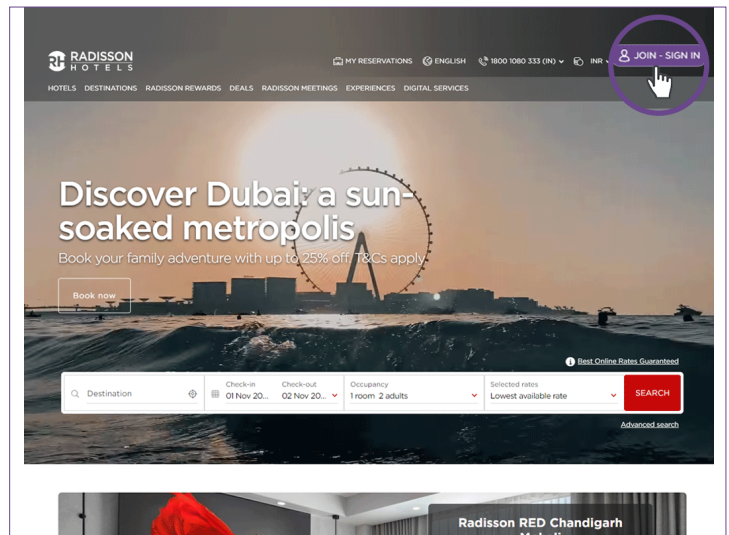


By following these steps you can redeem your Radisson Rewards points by booking rooms at our properties.

Step 1

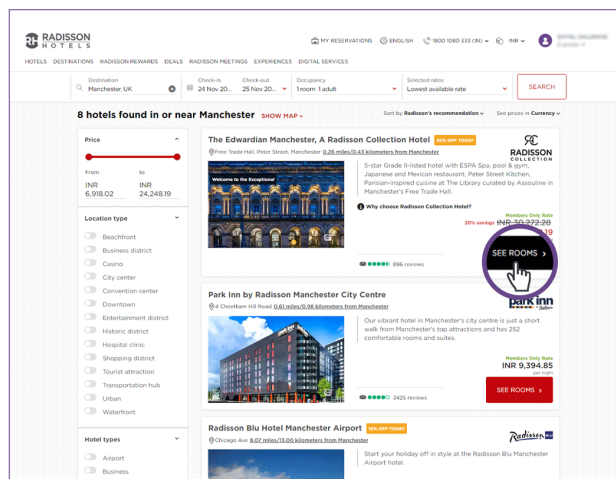
SIGN IN to your Radisson Rewards account.

Enter your destination in the booking search panel and it will take you to the booking page where you can select hotel and stay dates, and enter your corporate ID or IATA number (if applicable). The IATA number can already be included in the search panel under Selected rates - Travel agency ID



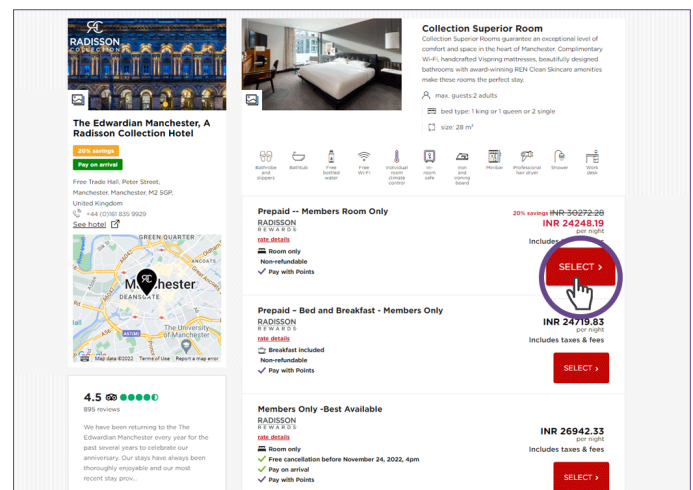
Step 2

Select a hotel in your destination.



Step 3

Select the desired room type/rate.



Step 4

You are now at the checkout screen that summarizes the reservation. On this page, you will have the possibility to redeem your points on this stay. In the pop-up screen you can choose to use only points for your reservation or to partially pay with points.

The screenshot shows the checkout screen with a sidebar on the left containing check-in/out times, room details, and a price summary. The main area is titled 'Payment options' and includes a 'By card' button, a guarantee checkmark, and a note about a card number being requested. Below this is a 'Review my booking' section with check-in and check-out dates. At the bottom, a 'Redeem your points on this stay!' section shows a points balance of 149879. A purple circle with a hand icon and a plus sign highlights the 'Use my points +' button in the bottom right corner.

Step 5

Click “**Edit my information**” if you would like to make the reservation for someone else. Include the traveler’s Radisson Rewards membership number if they are a member so they can earn points and benefits.

This screenshot shows the same checkout screen as Step 4, but with a purple circle highlighting the 'Edit my information' link in the top right corner of the 'My details' section. The rest of the page content, including the payment options and booking review, remains the same.

Step 6

In the “**My details**” section, click the drop down menu labeled “**Booking for**” – choose “**another guest.**”

This will allow you to add or edit the name, address, email address and Radisson Rewards membership number of the traveler.

The screenshot shows the 'My reservation' page with the 'Personal information' section expanded. The 'Booking for' dropdown menu is highlighted with a purple circle, showing options for 'myself', 'another guest', and 'Other'. A hand icon points to the 'another guest' option. Below the dropdown are fields for 'First name', 'Last name', and 'Email'. A green checkmark is visible in the bottom right corner.

Step 7

Recap of the booking. The name you entered for “**another guest**” will be prepopulated in the Preferences section – review for accuracy.

Personal information

Booking for
another guest

☒ Mrs. ☐ Mr. ☐ Other

First name
xyz

Last name
xyz

Email
xyz@xyz.com

We'll use your email address to send you a confirmation email.

Country or region of residence
Iceland

Radisson Rewards number
0000000000000000

Step 8

Click on the “**Use my points**” to choose how you would like to spend your points

Check-in
Thu, 24 Nov 2022 - 3:00 PM

Check-out
Fri, 25 Nov 2022 - 11:00 AM

Collection Superior Room
Prepaid - Bed and Breakfast -
Members Only - Breakfast
included

**Room(s) held for
8 min 18 sec**

Price summary

Average nightly rate*
GBP 217.07 per night

Room 1 cost	GBP 217.07
Subtotal	GBP 217.07
Estimated ta...	GBP 43.42
Estimated addit...	GBP 0.00
Total ...	GBP 260.49

Additional taxes and surcharges may apply. The total estimated cost is only available in the currency applicable to the hotel. Following the COVID-19 prevention measures, we would like to inform you that some areas or services at our property may be reduced or limited during your stay. For any payments

Payment options

Payment and guarantee type

By card

✓ Guarantees your room for the arrival date.

1 A card number will be requested. You will be redirected to a third party web page to complete the payment procedure.

Payment types displayed below are merely informative:

VISA

Review my booking

Check-in	Thu, 24 Nov 2022 - 3:00 PM	Check-out	Fri, 25 Nov 2022 - 11:00 AM
----------	----------------------------	-----------	-----------------------------

Redeem your points on this stay!

Points balance: **149879 points**

Use my points +

Step 9

In the pop-up, you can decide how many points you would like to spend on the booking. Use the purple slider to choose the amount of points.

Use my points

Points balance: 149879

Select the number of points to redeem

0% 100% 100%

10 points 100822 points

Congratulations! Enjoy your free stay.

You are saving: GBP 248.24

You pay: **GBP 0.00**

REDEEM 100822 POINTS

Cancel redemption

Step 10

After selecting the amount of points, you will see the recap in your check-out screen



Step 11

Complete the booking by clicking the red **"BOOK NOW"** button.

Don't forget to accept our privacy policy and booking terms.

The screenshot shows a booking confirmation screen. At the top, it says "Price summary" and "Average nightly rate* GBP 0.00 per night". Below this, there is a table with the following items:

Subtotal	GBP 0.00
Estimated taxes	GBP 0.00
Estimated additional fees	GBP 0.00
Total price	101054 points GBP 0.00

Below the table, it says "You'll pay in the hotel's currency. Other currencies are estimated values only. GBP 0.00 = INR 0.00". There is a link "Cancellation and rate details" at the bottom right. Below the table, there are two checkboxes:

- ☒ I have read and agreed to the [rate details](#) and [terms of sale](#).
- ☒ I have read and agree that my personal data will be processed by the Radisson Hotel Group in accordance with the [privacy policy](#).

At the bottom, there is a large red button that says "BOOK NOW FOR 101054 POINTS + GBP 0.00". A hand icon is pointing at the button.